

X-TRA bench



X-TRA BENCH SERIES SPECIFICATIONS

DESCRIPTION

The “X-TRA” bench is gracefully proportioned and modest in scale. The bench cushion is set back from the wood frame and trimmed with a welt, or nailhead option. Whether used alone or in pairs it makes a dignified design statement. Its classic lines fit any period. Please note for Cavallini (hair-on hide) specifications, a contrast welt is required.

CONSTRUCTION

The frames are made of handcrafted kiln dried maple that is double doweled and glued to create a rigid, durable structure.

UPHOLSTERY

All **GREENGUARD**[®] Indoor Air Quality Certified EDELMAN LEATHERS are available to specify.


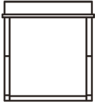
EDELMAN[®] ACCENTS

edelmanleather.com 80 Pickett District Road, New Milford, CT 06776 T 800.886.TEDY




X-TRA bench



EFX06	List Prices				Sq.Ft.	Dimensions l x w x h
	A	B	C	D		
 	\$2,025	2,125	\$2,158	\$3,908	20	19.5" x 15.5" x 17" Weight: 20 lbs.



OPTIONS



CONTRAST WELT
Add "CW" to style
Add \$58



NAIL HEADS
Add "NH" to style
Add \$58

*Specify Nickel, Brass or
Antique Brass*

